

visofold

3000

Application: Residential

System Features:

- Visofold 3000 offers elegant slim sightlines coupled with highly engineered hardware designed to ensure years of reliable service
- Slim sightlines allow more light into the building and give a pleasing appearance
- Attractively styled round-edge profiles and highly engineered and robust hinges
- Specially designed stainless steel rollers give smooth and easy operation
- Domestic lift-up style have
- Fabricated using mitred corners
- Manufactured using Smarts punch tooling

Finish: Single or dual colour, marine quality polyester powder coat as standard

U Value: 1.8 W/m²K
Tested to BS 6375 Part 1:2004 and achieved highest classification with rebated threshold

Air: Class 3, 300pa

Water: Class E1500, 1050pa

Wind: Class 4, 1800pa

Doc L 2010: Yes

Frame Width: 125mm

Frame Depth: 70mm

Typical sight line*: 154.2mm

Glass: 24mm double or triple gazed units

Max o/a height (per sash): 2500mm

Max o/a width (per sash): 1000mm

Max sash weight: 80kg

U Value 1.8W/m²K	Air 300pa
Doc L 2010 ✓	Water 1050pa
Sightline 154mm	Wind 1800pa

visofold

4000

Application: Residential & Commercial/Retail – Suitable for robust use

System Features:

- Heavy duty slide folding doors suitable for use in commercial applications where heavy usage is expected
- Sashes are hung from a floating mullion which provides additional strength and stability
- Sashes slide on 4 stainless steel rollers sitting on a steel track which give an easy and smooth opening action
- Visofold 4000 is an ideal choice for applications that require large or runs of multiple sashes
- Profiles feature attractive rounded-edge
- Manufactured using Smarts punch tooling

Finish: Single or dual colour, marine quality polyester powder coat as standard

U Value: 1.8 W/m²K
Tested to BS 6375 Part 1:2004 and achieved highest classification with rebated threshold

Air: Class 3, 600pa

Water: Class 7a, 300pa

Wind: Class 3, 1200pa

Doc L 2010: Yes

Frame Width: 108mm

Frame Depth: 70mm

Typical sight line*: 185mm

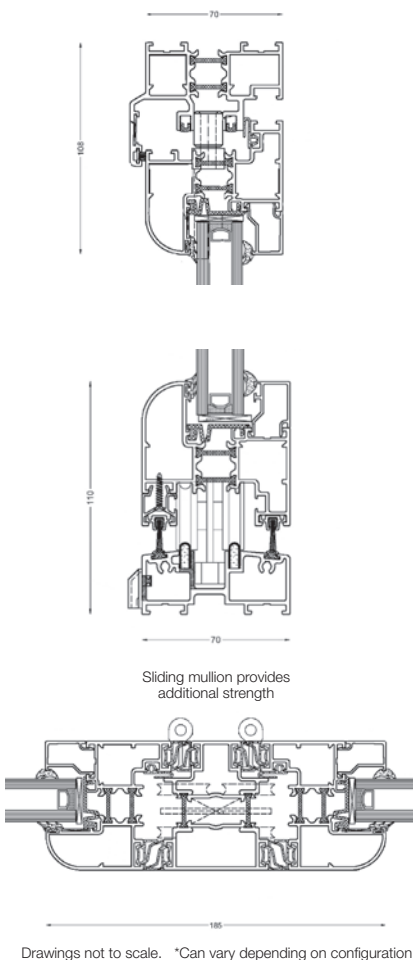
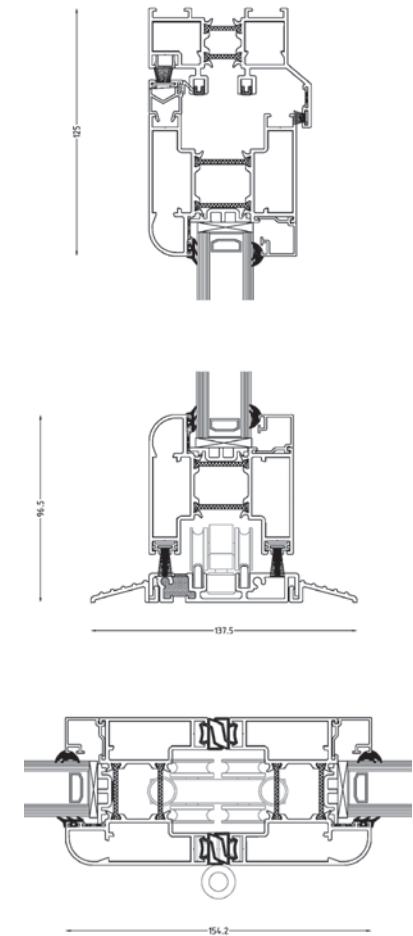
Glass: 24mm double or triple gazed units

Max o/a height (per sash): 2500mm

Max o/a width (per sash): 1000mm

Max sash weight: 80kg

U Value 1.8W/m²K	Air 600pa
Doc L 2010 ✓	Water 300pa
Sightline 185mm	Wind 1200pa



Drawings not to scale. *Can vary depending on configuration



visofold
1000 · 2000 · 3000 · 4000

slide folding doors

smart
architectural aluminium



Smart Systems Limited Arnolds Way, Yatton, North Somerset BS49 4QN. UK
Tel +44 (0)1934 876 100 | Fax +44 (0)1934 835 169 | sales@smartsystems.co.uk | www.smartsystems.co.uk

visofold

1000 · 2000 · 3000 · 4000

Features & Benefits

The Visofold series of slide-folding doors offer impressive opening apertures that can unite internal and external areas creating unique living and social areas.

Visofold can be used in domestic applications as either an alternative to sliding doors, or to open up an entire wall as part of a conservatory; the system will make the most of a beautiful view or bring a garden into the home.

Used commercially in a bar, café or restaurant, Visofold can create a glazed screen that allows in the maximum ingress of light in inclement weather, and will also easily glide to open up an entire wall in warmer weather.

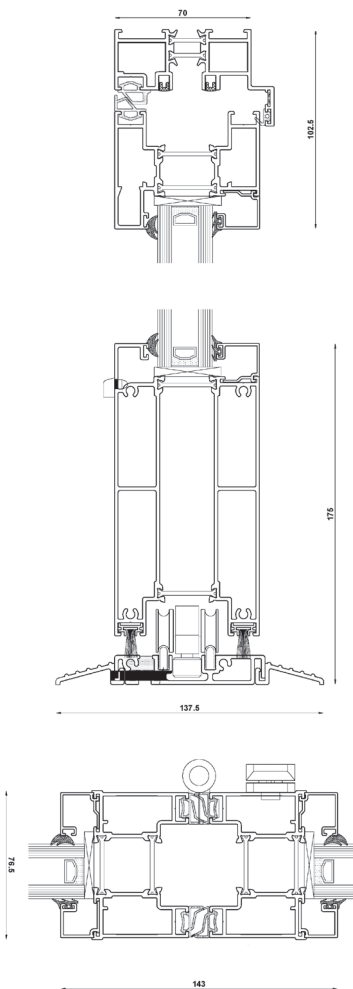
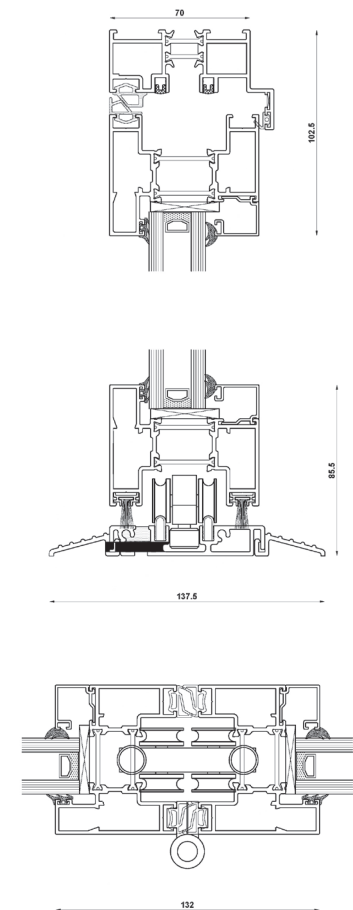
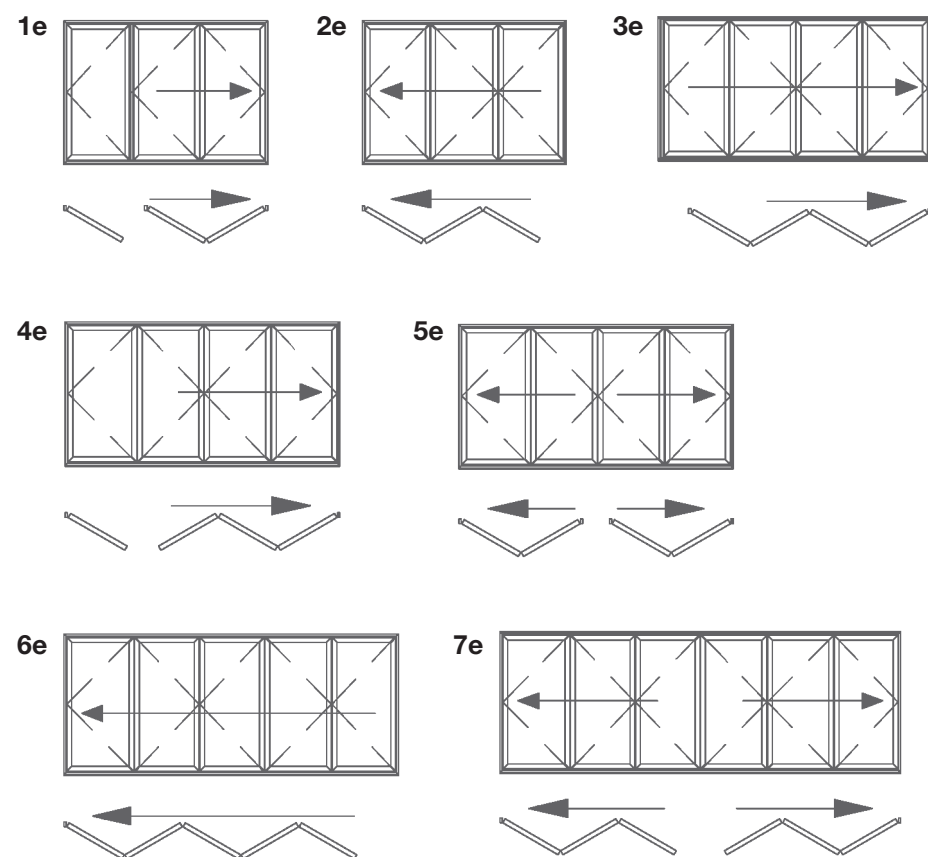
Visofold doors offer a choice of opening configurations to suit any application. Choose to fold the sashes internally or externally, place the opening at the side so the sashes all fold one way, at one end, to create a single entrance door for easy access, or in the middle to give the option of a double door.

All Visofold profiles feature a polyamide thermal break that enhances the thermal performance of the profile and improves the overall U-Value. Profiles feature EPDM high quality gaskets and weather brushes to aid weather resistance. Visofold complies with the requirements of Building Regulations Document L 2010.

Security is assured by multi-point lock mechanisms on main opening sashes, and shoot-bolt locking on floating mullions. All Visofold doors have the option of either low-thresholds for unimpeded, easy access, or rebated thresholds that offer improved weather resistance.

Visofold doors are available in a choice of standard or non-standard colours, including metallic, wood-structure, dual colour and Smart's unique Sensations range of textured finishes.

Configuration



Drawings not to scale. *Can vary depending on configuration

Application: Residential – suitable for general light use

System Features:

- Attractive, slim-line profiles offer reduced sightlines
- Profiles available in either square or rounded edge options
- Fabricated using mitred corners
- Lock mechanism available with domestic style 'lift-up' handle and an adjustable, one-piece keep
- Manufactured using Smarts punch tooling

Finish:	Single or dual colour, marine quality polyester powder coat as standard
U Value:	1.8 W/m²K
Air:	Test result pending
Wind:	Test result pending
Water:	Test result pending
Doc L 2010:	Yes
Frame Width:	102.5mm
Frame Depth:	70mm
Typical sight line*:	132mm
Glass:	24mm double or triple gazed units
Max o/a height (per sash):	2500mm
Max o/a width (per sash):	1000mm
Max sash weight:	80kg

visofold

1000

U Value 1.8W/m²K	Air Pending
Doc L 2010 ✓	Water Pending
Sightline 132mm	Wind Pending

Application: Commercial / Retail

System Features:

- Visofold 2000 is styled for use on retail or commercial applications such as bars, cafes or shops that require the benefit of opening up an entire facade in good weather, and also providing a glazed screen that allows the maximum ingress of light when closed
- Manufactured by method of a square cut, non-mitred design with square edged profiles which mimic a timber profile appearance
- Optional commercial high security multi-point lock
- Option of using a deep bottom rail on sashes
- Manufactured using Smarts punch tooling

Finish:	Single or dual colour, marine quality polyester powder coat as standard
U Value:	1.8 W/m²K
Tested to BS 6375 Part 1:2004 and achieved highest classification with rebated threshold	
Air:	Class 3, 600pa
Water:	Class 7a, 300pa
Wind:	Class 4, 1800pa
Doc L 2010:	Yes
Frame Width:	102.5mm
Frame Depth:	70mm
Typical sight line*:	143mm
Glass:	24mm double or triple gazed units
Max o/a height (per sash):	2500mm
Max o/a width (per sash):	1000mm
Max sash weight:	80kg

visofold

2000

U Value 1.8W/m²K	Air 600pa
Doc L 2010 ✓	Water 300pa
Sightline 143mm	Wind 1800pa